

# EMANAT / Matija Ferlin

## Staging a Play: Antigone

based on the tragedy *Antigone* by Sophocles, translated by Don Taylor

Choreography and performance: Matija Ferlin

## TECHNICAL RIDER

Update: November 29th 2019

### Choreography and performance

Matija Ferlin

[mailto:matija\\_ferlin@yahoo.co.uk](mailto:matija_ferlin@yahoo.co.uk)

### EMANAT OFFICE

Contact Emanat office

<mailto:info@emanat.si>

L - line: 00 386 (1) 43 05 724

### EMANAT

Maja Delak

<mailto:maja@emanat.si>

M - line: 00 386 (31) 31 10 79

### EMANAT

Composer and Sound Engineer

Luka Prinčič

<mailto:luka@emanat.si>

M - line: 00 386 (40) 66 77 98

Light Designer and Technical direction

Saša Fistrić

<mailto:onelxcandle@gmail.com>

M - line: 00 385 (95) 91 34 024



The organizer should provide the producer with technical information about the venue (dimensions, a list of technical equipment, stage plan – ground plan, side view). On the basis of this information, the performance can be adjusted to the venue.

## **SOUND and LIGHT TO BE OPERATED BY COMPANY TECHNICIANS.**

### **1. GENERAL INFORMATION**

Technical rider is a part of the contract between the producer and the organizer of the performance. The requirements listed in this rider are designed to allow the best possible realization of the performance. Any departures from the requirements listed below needs to be agreed upon by common consent between the producer, the performance technical assistant and the organizer. Technical adaptations are possible and are matter of further arrangements.

**Running time: 70 minutes without intermission**

**Company on tour with four (4) people**

**Producer: 1**

**Choreography and performance: 1**

**Sound Designer/technician: 1**

**Light designer and Technical Direction/technician: 1**

Technical rider contains three (3) plost:

- STAGE (page **10**)
- LIGHT plot (page **11**)
- SOUND plot (page **12**)

## 2. STAGE

### We require

We need you to provide photos of space (stage and audience).

- Ideal Stage Area: **10mW x 14mD**
- Minimum Stage Area: **10mW x 10mD**
- **WHITE** dance floor: **10mW x 14mD**
- **1** x fly bar, pipe or truss (shape: ladder, triangle or square) long **6m**
- **RIGGING**: We need **1** fly bar or pipe over the stage area, POSITIONED VERTICALLY IN RELATION TO THE STAGE (opposite that all other fly bar's on stage) at the height of minimum **3,50** to **4,50** meters for hanging LIGHT.

#### DESCRIPTION OF SPACE

At our arrival, the stage and theatrical space have to be empty and clean. We need bare space without any borders, legs and backdrop; please remove everything that might be seen by the audience.

**WHITE dance floor** to cover with it all stage area

**The stage should be heated to maintain the temperature of 20°C.**

### We bring:

01 x Set design in several pieces of wood, stone, brick, cloth, iron, glass and gypsum

- wood: spear/lance, garden totems, house roof end's and small chair
- stone: sea stones and sea rock
- bricks: normal size and half size, truly old one
- cloth: couple of white rag and big blue back drop (14m x 14m)
- iron: old kitchen fire suppression
- glass: bottle's and jar
- gypsum: hands, a gypsum-coated fabric and wheel

### 3. LIGHT

#### We require

We need you to provide plans (DWG or PDF) of your stage with fly bars and a list of your **lighting** equipment stock list, so we can send you adapted light plot.

- 04 x PC / 1000W
- 10 x Asymmetric Cyclorama Floods / 1000W
- 10 x Neon lights 1,2m long, 36W, cold white
- 02 x PAR 64 / cp 62 / 1000W
- 01 x Digital Lighting Board / subs + cue / DMX512
- cables and multi plugs

Hook and security cabel: **for all lighting units**

Filter holders: **for all lighting units**

Adequate equipment (genie, ladders, focusing tower) to focus.

**Filter cut list:**

- 02 x **L 194, L 136** or **L 052** for PAR 64 / 1000W

#### We bring:

- Filter LEE 203
- 01 x Mercury Vapor Lamp (SCHUKO PLUG)

#### The show needs 2 things:

1. a **complete** blackout onstage with minimal light leak from FOH. This will require switching off blue works light and covering or masking emergency lighting. Please make sure that all licences and permissions are secured before the show.
2. The **Lighting Board** should be located in the audience last row together with **Sound Board**.

## 4. SOUND

### We require

We need you to provide a list of your **sound** equipment stock list (Manufactures, Models), so we can send you adapted sound requirements.

- **6 x BLACK SPEAKERS** (3 pairs), minimum 600 – 800 WATT of SAME BRAND and MODEL in top condition
- **6 x BLACK speaker tripod STAND**, with adjustable height, of SAME BRAND and MODEL (required height approx. 1,60 meters – top speaker line should be at approx. 1,80 meters)
- **2 x BLACK quality SUBWOOFERS** min 1000 WATT; of SAME BRAND and MODEL in top condition
- **8 XLR connections with cables** or appropriate (via audio multicore) from speakers to the audio table in the last row of the audience
- **black table 1x1m** in the last row of the audience for the composer/sound artist
- minimum 4 SHUKO **power plugs** for the audio table

**SPEAKERS SETUP** (follow the photo of the sound set-up on page 09 of this technical rider):

- 2 SUBWOOFERS **DOWNSTAGE** front, ON THE FLOOR, next to DANCEFLOOR,
- **6 speakers** are on STAND, on STAGE, on DANCE FLOOR
- HEIGHT of speakers at 1,8 meters (THEIR TOP), ALL THE SAME
- **2 pairs** of speakers ( 4 ) DOWNSTAGE (front) - a): FRONT for audience; b): MONITORS for the performer)
- 1 pair of speakers ( 2 ) at the **UPSTAGE** ((c): BACK)
- each speaker has separate XLR connection to the audio table (that is 8 independent connections)

### We bring:

- - DIGITAL AUDIO MIXER with **8 XLR outputs for 8 speakers**, WIRELESS MICROPHONE, COMPUTER.

### The show **MUST HAVE 1** things:

- The composer/engineer should be on the position of last few rows in the audience; **NOT IN THE BOOTH**, it should be located in the audience in the last row together with Light Board.

## 5. PROPS

### We require

- 01 x bucket plastic or meal normal size (follow the photo na page 09 of this technical rider)

## 6. CLEANING

### We require

#### **IMPORTANT NOTE FOR CLEANING MAINTENANCE**

- For the show we do not require cleaning of dance floor at all

Thank you for understanding!

## 7. SCHEDULE

If the following schedule is not suitable for theatre / organizer, please contact the producer or technician of the company to agree a new schedule.

**Before the set – up: please make possible for the company technicians to have a look at the performing space.**

### CREW CALLS

### WORK SCHEDULE

<p><b>Set up and performance day:</b> STAGE: 02 LIGHTS: 03 SOUND:01</p> <p>One to operate fly bars and theatre equipment if needed.</p>	<p>09:00 – 13:00 set up / stage, light, sound, focus light 13:00 – 14:00 lunch break 14:00 – 15:00 sound check / plotting cue 15:00 – 16:00 set desing and props set up on stage 16:00 – 18:00 Matija on stage warming up and rehearsal with SOUND 18:00 – 19:00 make up and hair 18:00 – 19:00 break technical 19:00 – 19:45 preparing for the show 19:45 – 20:00 door open / public entrance <b>20:00 SHOW CALL</b></p>
<p><b>All other performance days:</b> LIGHTS: 01 ( board operator ) SOUND:01 ( board operator )</p>	<p>15:00 – 16:00 set desing and props set up on stage 16:00 – 18:00 Matija on stage warming up and rehearsal with SOUND 18:00 – 19:00 make up and hair 18:00 – 19:00 break technical 19:00 – 19:45 preparing for the show 19:45 – 20:00 door open / public entrance <b>20:00 SHOW CALL</b></p>
<p><b>Last performance: GET OUT</b> STAGE: 02 LIGHTS: 01</p>	<p>Directly after the show / re – set of set design</p>

**Note:** - during set up and performance day and last performance day stage technicians of theatre will help technical crew of show to unpack and pack the set design.

## 8. WARDORBE

### We require

- 01 x spacious wardrobe (male)
- 05 x hangers in male wardrobe for COSTUMES
- 02 x clean towels in male wardrobe / per show
- hot showers available at all time
- iron and ironing board (steam iron)

### Note:

- In case of playing more than one show we need a WARDROBE maintenance to clean THE COSTUMES.



**PHOTO:**

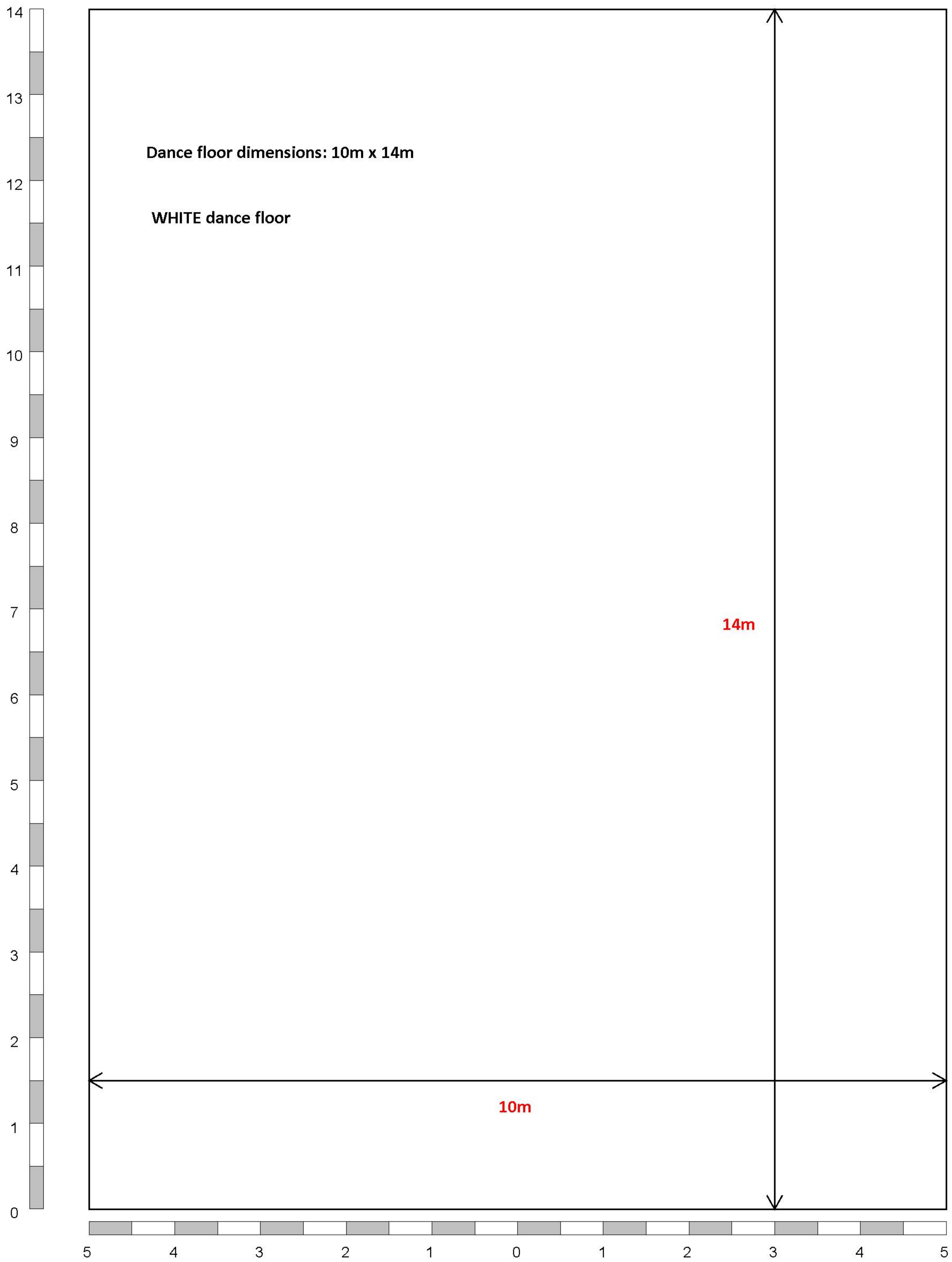
**SOUND** set up (sound set up for the show can be only make like on photo) no loud speakers rigged, all speakers are on the floor, it's a part of set design



**Bucket:** metal or plastic



With kind regards,  
**EMANAT** production



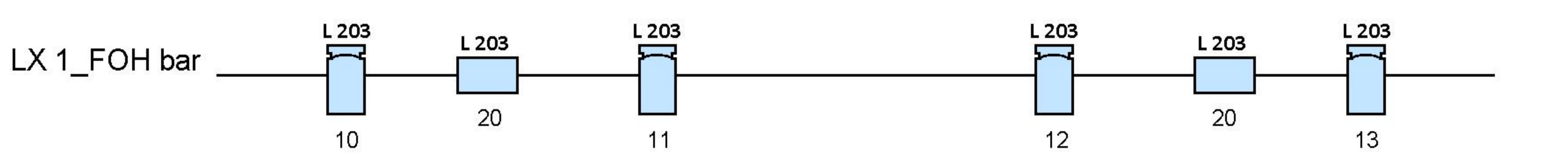

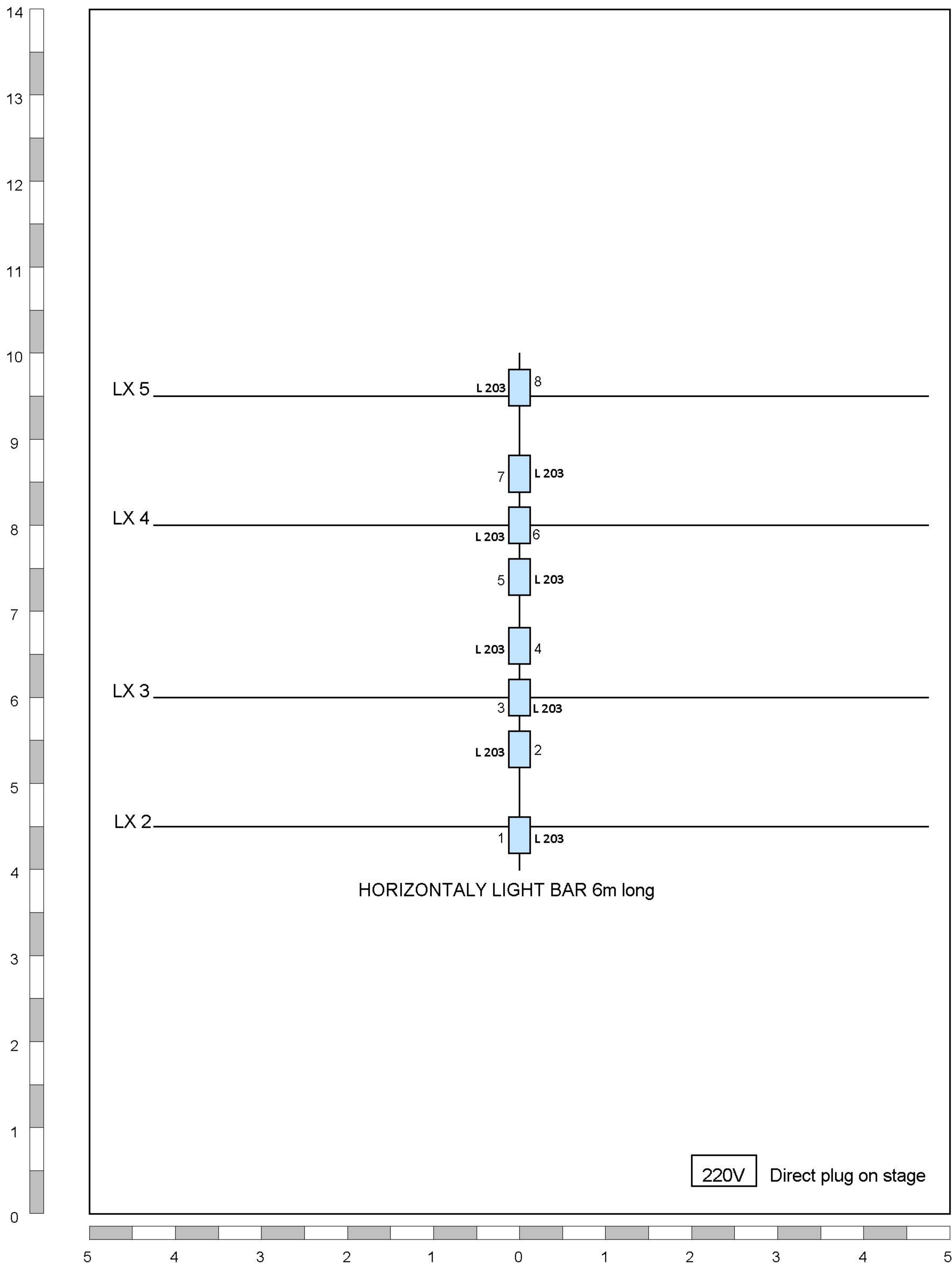
STAGE\_plot

# Stage plot

## Staging a Play: ANTIGONE

Venue:  
Mediterranean Dance Centre

Designer:  
Sasa Fistic



Key	
	Asymmetric CYC / 1k
	PC 1k
	Neon Light 36V / cold white
	par64/cp61/1k
	Color Channel

# Light Plot

---

## Staging a Play: ANTIGONE

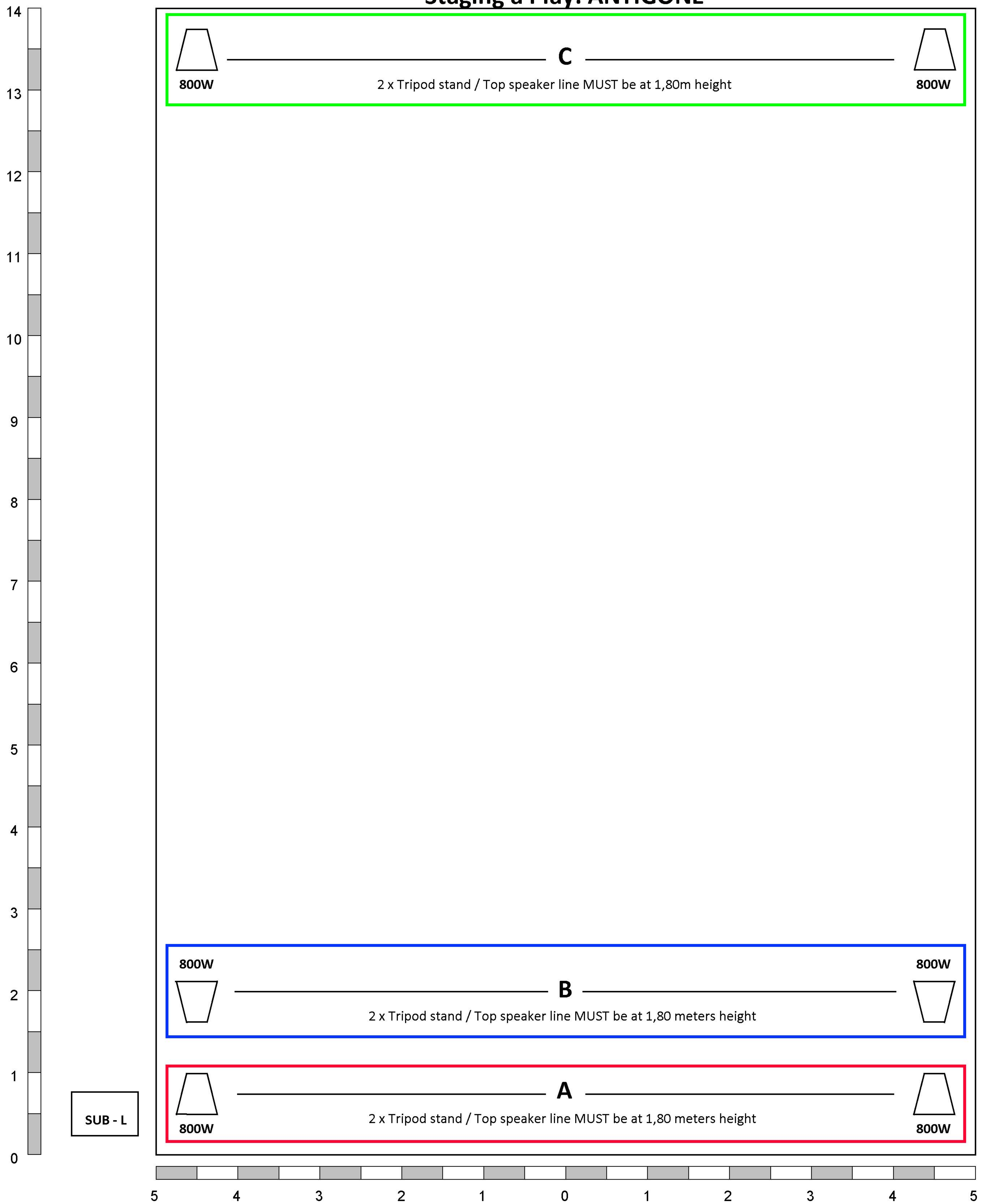
---

Venue:  
Mediterranean Dance Centre

Designer:  
Sasa Fistic

9/19/18

# Staging a Play: ANTIGONE



## Sound plot

### Staging a Play: ANTIGONE

Venue:  
Mediterranean Dance Centre

Designer:  
Luka Prinic

9/19/18